

Pre-competitive arousal, perception of equine temperament and riding performance: do they interact?

Inga A Wolframm^{1,2,*} and Dominic Micklewright²

¹University of Applied Science, Van Hall Larenstein (Wageningen UR), Postbus 411, 6700 AK Wageningen, The Netherlands

²University of Essex, Wivenhoe Park, Colchester CO4 3SQ, UK

* Corresponding author: inga.wolframm@wur.nl

Submitted 9 January 2010; Accepted 26 May 2010 – First published online 11 June 2010

Research Paper

Abstract

There is a known relationship between the way athletes interpret the feelings of pre-competitive arousal and their subsequent performance. In equestrian sports, riders' interpretation of their horses' temperament may be an additional unique factor that influences the levels of riders' arousal and performance. The aims of this study were to investigate the effect of intensity and direction of arousal and self-confidence on dressage and showjumping performance, and to investigate how perception of equine temperament traits affects arousal and performance components. Twenty-two student riders (6 males and 16 females) competing on unfamiliar horses were asked to participate in the study. Prior to the competition, riders completed the Revised Competitive Sport Anxiety Inventory-2 with direction scales, and rated their horses' temperament traits using an adapted Five Factor Personality Questionnaire. Dressage performance scores were found to be positively correlated with cognitive arousal intensity ($r = -0.5$, $P < 0.05$) and self-confidence intensity ($r = 0.59$, $P < 0.05$). Showjumping faults were negatively correlated with somatic arousal direction scores ($r = -0.5$, $P < 0.05$). The 'active' equine temperament was positively correlated with somatic arousal intensity in showjumping ($r = 0.5$, $P < 0.05$) and negatively correlated with cognitive arousal direction in dressage ($r = -0.71$, $P < 0.005$). These findings suggest that riders' self-confidence and perception of their horses' temperament are important factors in the relationship between arousal and performance.

Keywords: arousal; self-confidence; equestrian

Introduction

Numerous studies have investigated the relationship between anxiety and performance in various sports settings, yet findings continue to remain inconsistent¹. Following increased criticism of the inverted-U hypothesis², research has adopted a multidimensional approach to measure anxiety, in which the arousal response is separated into cognitive and somatic components³. The development of the Competitive State Anxiety Inventory-2 (CSAI-2) by Martens *et al.*⁴ stimulated a new wave of research that supported the separation of cognitive and somatic dimensions, besides the inclusion of self-confidence (SC) in the measurement of the performance anxiety response.

Hardy^{2,5} developed additional anxiety theorems, referred to as catastrophe or 'cusp' models, which propose a number of interactive effects between somatic and cognitive components. The additional five-dimensional butterfly catastrophe model⁵ suggests that SC moderates the effect that somatic anxiety and cognitive anxiety have on performance. Specifically, even under high levels of arousal, cognitively anxious performers will still be able to perform if they are self-confident².

However, a number of researchers^{6,7} have noted a confounding issue in anxiety measurement in sports. The construct of *anxiety* refers to 'an unpleasant psychological state in reaction to perceived threat concerning the performance of a task under pressure'

(p. 1)⁸. On the other hand, *arousal* refers to the neutral physiological and psychological stimulation prior to or during a stressful event, without the cognitive evaluation of the situation⁹. While anxiety measurement inventories such as the CSAI-2 and the revised CSAI-2R¹⁰ claim to assess symptoms of 'anxiety', they arguably merely measure intensities of physiological and cognitive symptoms associated with competitive events. Items such as 'My heart is racing' or 'I am concerned about this competition' are in fact worded neutrally. It is only an individual athlete's perception that signals either a negative affect, such as anxiety, or positive emotional states, such as challenge and excitement¹¹. Despite the claim that the CSAI-2 and the CSAI-2R assess *anxiety*, it may be more prudent to assume that what they, in fact, do measure is more likely to be *arousal*. Many researchers agree that both intensity and interpretation of the symptoms of arousal affect sporting performance^{6,7}. A necessary additional step then would be to determine whether athletes perceive arousal symptoms to be facilitative or debilitating to their upcoming performance by including directional measurements, as originally proposed by Parfitt *et al.*¹². The directional subscales ranged from -3 (very debilitating) to $+3$ (very facilitative), and thus allowed determination of whether arousal symptoms are perceived as debilitating or facilitative by the athletes. These 'directional' interpretations of physiological and somatic arousal (SA) as experienced by the athletes may also assist in explaining the role of SC in moderating the effects of arousal on performance. Jones¹³ suggested that performers who have the most confidence in controlling both themselves and their environment are more likely to report facilitative symptoms of arousal. Not surprisingly perhaps, elite athletes have been found to interpret symptoms of competitive arousal as more facilitative, and also exhibit greater levels of SC than non-elite athletes. In one of the few studies that examined psychological skills in equestrian sports, Meyers *et al.*¹⁴ found that elite riders scored significantly higher in anxiety management than non-elite riders. In a more recent study, Wolframm and Micklewright¹⁵ showed similar trends, whereby elite riders showed lower levels of SA and greater levels of SC than non-elite riders. The results suggest that in equestrianism, the ability to control symptoms of anxiety is similar to that in other sports, which is one of the contributing factors to superior performance. An elite rider's enhanced ability to control symptoms of arousal and/or anxiety may, in part, be due to greater coping capacities that come along with superior skills and experience in the sport. This in turn may lead to an increase in SC, and subsequently, to more facilitative, and thus performance-enhancing, interpretations of arousal.

Cheng *et al.*⁸ argued that the evolutionary roots of anxiety must also be taken into account when developing anxiety-performance models. Anxiety, at its most fundamental level, serves a protective function by signalling to the individual to prepare for a perceived threat. As such, anxiety, or mere arousal, can also serve to increase motivation¹⁶ and task-relevant focusing¹⁷ by activating a control system enabling the individual to cope with the demands of the situation. From an evolutionary perspective, anxiety serves not only to alert the individual to a potential threat, but also to mobilize relevant resources to deal with the threat¹⁸. In addition to the more classical components of anxiety such as the cognitive and physiological elements of arousal, Cheng *et al.*⁸ argued for the need to incorporate a regulatory dimension encompassing coping capacities to deal with the perceived threat, e.g. the competitive situation.

As is the case with most other sports, an athlete's assessment of the demands of the competitive situation is likely to affect both the cognitive and physiological components of arousal on the one hand, and the activation of regulatory resources such as coping strategies on the other hand. However, unlike other sports, this process for equestrian riders is also likely to involve an appraisal of their horses' ability to cope with the demands of the competitive situation. Equestrianism is a sport that by its very nature is dependent on a functioning horse-rider dyad. Ideally, horse and rider communicate effortlessly, with the horse willingly submitting to its rider's wishes, and performing the required movements with ease. Yet, the fact that the horse has a will and motivation of its own and, as a prey animal, is also prone to violent reactions when faced with seemingly threatening situations, makes equestrianism one of the most dangerous sports¹⁹. Effective communication between a horse and rider undoubtedly depends to some considerable degree on the rider's level of experience and skill, especially with a view regard to reacting to unforeseen movements or reactions from the horse²⁰. But in addition to skill and expertise, psychological components such as personality and temperament in both horse and rider are also thought to play a role²⁰. Not surprisingly then, when selecting a horse, riders base their ultimate choice on the aspects of athleticism, conformation and equine temperament^{21,22}. Tulloch²³ asserted that temperament as an animal's distinct nature is relatively stable, and as such a psychological trait. In the equid, a number of studies have investigated temperament, and support the notion that horses display stable traits, with 'high general homogeneity but clear individual distinctiveness'^{24,25}. For instance, emotionality (neuroticism) was generally found to be negatively correlated with learning²⁵. Interestingly, studies done by Hausberger *et al.*²⁶ indicated that equestrian discipline

and personality factors were interrelated, and found that show horses showed greater levels of emotionality than leisure horses. While emotionality arguably reduces the speed at which animals learn, it could be said that a certain amount of 'excitability' may prove beneficial in a competition. However, it must be borne in mind that a rider training a horse exhibiting greater emotionality needs to be highly skilled to get the horse to perform. Such research findings further support the idea that equine temperament is an important factor in determining the interaction between a horse and rider, and, ultimately, the horse-rider performance.

Evaluation of equine temperament may be done using behavioural tests²⁷, behavioural or physiological measures^{27,28} or observer assessments²⁹. A study done by Morris *et al.*³⁰ used a modified version of the psychometric inventory that is generally used for human personality assessment, and validated its use for horses. The authors commented on the value of using existing human personality measures to assess animals by allowing a more direct comparison of relevant personality traits.

How a rider perceives their horse and their relationship with that horse, within the added constraints of a competitive situation, is likely to be of considerable influence on the levels of arousal and relevant coping capacities prior to a competition. Beauchamp and Whinton³¹ suggested that the levels of self-efficacy in dressage riders are closely related to their perception of their horses' ability to perform. The study also showed that performance parameters were correlated with both riders' self-efficacy and their perception of the horses' ability. Yet, to the authors' knowledge, no additional evidence seems to exist that has investigated the impact of perceived character of a horse on perception of arousal, and potential subsequent effects on performance indicators.

The aims of the present study were threefold. Firstly, the study aimed to investigate the impact of perceived intensity of pre-competitive somatic and cognitive arousal (CA) and SC on riding performance in a show-jumping (SJ) and dressage competition. Secondly, the study aimed to determine whether riders perceive their levels of arousal as facilitative or debilitating and their subsequent effects on performance by using additional directional measurements. Lastly, the study aimed to investigate whether perceptions of equine temperament have an impact on the levels and interpretations of arousal and SC as well as on subsequent performance.

Method

Participants

Twenty-two student riders (6 males and 16 females, mean age 23.95 ± 3.86) were recruited for this study.

For the duration of the study, participants competed at the International World Equestrian Student Competition. Once a year, students from different nations, including the US, Germany, the Netherlands, Austria and Italy, all studying for a bachelor's degree in equine science or equine business science, compete in teams of four in the disciplines of dressage and SJ. All the participants own one or several horses, and compete on a regular basis in their home country. Fourteen of the participants primarily compete in the discipline of SJ at the heights of 1.10 m up to 1.35 m. Eight of the participants compete primarily in dressage competitions from the novice level up to advanced level. All provided their written informed consent to participate in the study. All the procedures that were used were approved by the University of Essex ethics committee.

All the students had to and did compete in both the disciplines. The host country provided suitable horses for the competition, which were capable of performing at the appropriate level. Riders were required to complete a dressage test at the UK novice level (German level A and Dutch level L). They had to ride a series of simple movements and changes of directions in walk, trot and canter, with the horse moving willingly from the leg into a soft contact and maintaining a rounded outline from poll to tail. Riders were also required to complete a SJ round, including eight jumping efforts at a maximum height of 1.10 m. On the day prior to the competition, all the riders were given the opportunity to familiarize themselves with the horses on which they would compete in each discipline.

Study design

Following the familiarization session with their horses, riders were asked to rate the two horses they had to ride during the competition using a 15-item temperament questionnaire. Immediately before competing in the dressage and SJ events, riders were further asked to complete a modified version of the Revised CSAI-2 (CSAI-2R)¹⁰ questionnaire.

On the day of the competition, all the riders first competed in the dressage test in the morning, and then they competed in the SJ round in the afternoon.

Performance scoring

The dressage test was judged by an independent, listed judge according to the rules laid down by the International Equestrian Federation. Dressage performance scores included a dressage score, a score for overall performance, a score for horse-rider interaction and a score for style. All scores were given according to the international dressage standard on a scale from 0 (= not executed) to 10 (= excellent). The dressage score was the calculated average of scores given to

every individual movement throughout the test. The horse–rider interaction score was judged on how the rider communicated with his/her horse using leg, seat and rein aids. Dressage style scores were given for seat and appearance of the rider. Furthermore, scores were given for horse–rider interaction, whereby riders were expected to show that they were able to interact with their horses in a soft, harmonious manner. The overall performance score was given for the general impression, taking into account performance indicators such as style.

Showjumping performance was based on an overall SJ score, SJ faults, SJ time and SJ style. SJ faults were counted as one fault for either one pole down or one refusal, two faults for two poles down or two refusals, etc. Horse–rider combinations with three refusals were eliminated. SJ time was measured in seconds from the moment the horse–rider combination crossed the starting line until it crossed the finish line. A SJ style score (from 0 = not executed to 10 = excellent) was also given according to seat and balance of the rider between and over the fences. A total SJ score was calculated from all three performance scores, with lower scores being considered better.

Modified CSAI-2R including directional indicators

The CSAI-2R¹⁰, a 17-item questionnaire, was used to measure the perceived intensities of SA, CA and SC. Each subscale was composed of the following items: SA = 1, 4, 6, 9, 12, 15, 17; CA = 2, 5, 8, 11, 14; and SC = 3, 7, 10, 13, 16. Each CSAI-2R item is rated on a 4-point Likert scale ranging from 1 = ‘not at all’ to 4 = ‘very much so’. In addition, a ‘direction’ scale developed by Jones and Swain³² was included for all items. Riders were asked to rate each of the CSAI-2R items on a scale from –3 (very unhelpful) to +3 (very helpful) depending on how helpful they felt each item’s intensity to be to their performance. For example, riders may choose to rate item 4 ‘My body feels tense’ with an intensity of 3 = moderately so. If riders felt that this tension was very unhelpful to their performance, they would rate the direction of item 4 with –3. If, on the other hand, such tension was ‘somewhat helpful’ to their upcoming performance, they would rate it with a +1. In order to determine the final direction score, intensity and raw direction scores were multiplied for each individual item. SA, CA and SC direction scores were then calculated by following the original guidelines provided by Cox *et al.*¹⁰.

Equine temperament inventory

As indicated by Morris *et al.*³⁰, using existing human personality assessments to measure equine temperament allows for a more direct comparison and

ultimately for better understanding of relevant traits. An equine temperament questionnaire was consequently designed based on one of the most common human personality assessments, the five-factor model of personality³³, drawing on descriptors of the five domains: neuroticism, extraversion, openness to experience, agreeableness and conscientiousness. In order to describe equine temperament traits, the authors first examined the common descriptors of the five factors of personality³³ to make an initial selection of suitable adjectives to describe equine personality. The authors then drew on previous scientific literature describing equine temperament^{27,29,30}, secondary literature²², laymen press and personal experience to make the final selection of adjectives, resulting in three adjectives to describe each equine temperament domain (Table 1). In order to avoid researcher bias, the first author of the study developed the initial list of adjectives, which was independently checked by the second author. Items were scored on a 7-point Likert scale (0 = strongly disagree, 6 = strongly agree). In order to attain the final score for each equine temperament, domain scores for the relevant adjectives were added up.

The equine temperament inventory was used to describe dressage and SJ horses separately. Each equine temperament inventory was subjected to principal component analysis (PCA) by using Statistical Package for Social Sciences version 15.

Data analysis

The analysis of the data was divided into a number of stages. The first stage involved the calculation of correlation coefficients among the CSAI-2R subscale intensity and direction scores in order to determine whether intensity and direction of the same subscales could be considered conceptually different and be explored separately. Internal consistency of the new direction scales was measured using Cronbach’s α . Equine temperament inventories for SJ and dressage horses were analysed separately using PCA to

Table 1 Equine personality domains and relevant descriptive adjectives

Equine neuroticism	Fearful Temperamental Excitable
Equine extroversion	Gregarious Dominant Spirited
Equine openness	Inquisitive Smart Imaginative
Equine agreeableness	Trustful Affectionate Cooperative
Equine conscientiousness	Reliable Careful Steady

identify main temperament components. Relevant components were then tested for internal consistency using Cronbach's α prior to proceeding with further statistical analysis.

The next stage involved the use of Pearson's product-moment correlation to investigate the relationship of CSAI-2R intensity and direction scores on dressage scores, dressage style, horse-rider interaction scores, overall dressage performance as well as with SJ faults, SJ style, SJ time and overall SJ score. Pearson's product-moment correlation was also used to investigate the relationship between perception of equine temperament using relevant components identified through PCA with SJ and dressage performance scores and CSAI-2R intensity and direction subscales. Following on, Student's *t*-tests were used to investigate differences in arousal, performance and perception scores between genders. To avoid a type 1 error, the Bonferroni-adjusted significance levels of 0.017 were set when testing the three elements of the CSAI-2R, SA, CA and SC, for significant differences.

Results

Psychometric analysis of the modified CSAI-2R

Cronbach's α reliability coefficients were conducted on three new CSAI-2R direction subscales for dressage and SJ phases separately. In the dressage phase, Cronbach's α was 0.85, 0.83 and 0.73, respectively, for cognitive direction, somatic direction and SC direction. In the SJ phase, Cronbach's α was 0.88, 0.93 and 0.85, respectively, for cognitive direction, somatic direction and SC direction. Values above 0.70 were considered the accepted standard for reliability estimates³⁴. However, low participant numbers pose a limiting factor to psychometric analysis, and results should be considered with some caution.

Psychometric analysis on the equine temperament inventory

For dressage horses, PCA revealed the presence of five components with eigenvalues exceeding 1, explaining 81.6% of the total variance. An inspection of the scree plot revealed a clear break after the third component. It was subsequently decided to retain three components for further analysis. Following varimax rotation, relevant adjectives substantially loaded on only one of the three components.

Further analysis using Cronbach's α tested for internal consistency of each component. For all items showing negative correlations, coding was reversed accordingly. Cronbach's α coefficient for component 1 was 0.83. Corrected item-total correlations were above 0.3 for all items except for inquisitive. Therefore, component 1 was constructed from temperamental,

excitable, gregarious, spirited and reversed steady, and was named *dressage active*.

Cronbach's α coefficient for component 2 was 0.8, with corrected item-total correlations above 0.3 for all items. Component 2 was constructed from smart, cooperative, reliable and imaginative, and was named *dressage resourceful*.

Cronbach's α coefficient for component 3 was 0.75, with corrected item-total correlations above 0.3 for all items. Component 3 was subsequently constructed from careful, trustful, fearful and reversed dominant, and was named *dressage submissive*.

For SJ horses, PCA revealed the presence of five components with eigenvalues exceeding 1, explaining 82.5% of the total variance. An inspection of the scree plot revealed a clear break after the third component. It was subsequently decided to retain three components for further analysis. Again, varimax rotation revealed loadings of relevant adjectives on only one of the three components. As with dressage temperament scales, all components were tested for internal reliability using Cronbach's α analysis.

SJ component 1 had Cronbach's α coefficient of 0.84, with all corrected item-total correlations above 0.3. Therefore, SJ component 1 was named *SJ active* composed of excitable, temperamental, gregarious, spirited, inquisitive and reversed steady.

SJ component 2 also revealed good internal consistency with Cronbach's α coefficient of 0.81 and all corrected item-total correlations above 0.3. SJ component 2 was subsequently named *SJ caretaking*, and was composed of trustful, careful, smart and reversed dominant. SJ component 3 showed low internal consistency with Cronbach's α coefficient at 0.53. No further analysis was subsequently performed.

Again, the limiting factor of low participant numbers needs to be taken into account, and results are to be interpreted with caution.

CSAI-2R subscale correlations

Positive significant correlations were found between CA intensity and SA intensity scores for dressage and SJ ($r = 0.63$, $P \leq 0.005$; $r = 0.71$, $P \leq 0.001$). Furthermore, a significant, positive relationship was found between self-confidence intensity and SC direction for dressage and SJ ($r = 0.51$, $P \leq 0.05$; $r = 0.87$, $P \leq 0.001$).

For dressage riders, additional strong significant correlations were found between cognitive and SA intensity and SA direction ($r = -0.59$, $P \leq 0.01$; $r = -0.8$, $P \leq 0.001$), and between SA and CA intensity and CA direction ($r = -0.56$, $P < 0.05$; $r = -0.75$, $P \leq 0.001$). Furthermore, positive correlations were found between SC direction scores and SA and CA direction scores ($r = 4.9$, $P < 0.05$; $r = 5$, $P < 0.05$).

For SJ riders, additional relatively strong significant correlations were found between CA, SA and SC intensity scores and SA direction ($r = -0.75$, $P \leq 0.001$; $r = -0.7$, $P < 0.005$; $r = 0.55$, $P < 0.05$). Significant strong correlations were also found between cognitive, SA and SC intensity scores and CA direction ($r = -0.76$, $P < 0.001$; $r = -0.73$, $P \leq 0.001$; $r = 0.56$, $P < 0.05$). Lastly, significant correlations were detected for CA and SC direction scores ($r = 0.69$, $P < 0.005$).

Correlations between CSAI-2R subscale intensity and direction scores on dressage performance

Significant correlations were found between CA intensity scores and dressage scores ($r = -0.5$, $P < 0.05$) and horse-rider interaction scores ($r = -0.67$, $P < 0.005$), which are presented in Fig. 1. SC intensity scores correlated positively, yet not all too strongly, with dressage scores ($r = 0.59$, $P < 0.05$) and dressage style scores ($r = 0.49$, $P < 0.05$). Somatic and CA direction scores correlated positively with horse-rider interaction scores ($r = 0.48$, $P < 0.05$; $r = 0.49$; $P < 0.05$). SC direction scores were significantly correlated with dressage score ($r = 0.57$, $P < 0.01$) and overall performance scores ($r = 0.58$, $P < 0.05$) (Table 2).

Correlations between CSAI-2R subscale intensity and direction scores on showjumping performance

In the discipline of SJ, significant correlations were found between SA direction scores and SJ faults ($r = -0.5$, $P < 0.05$) (Table 2).

Correlations between rider's perception of equine temperament and CSAI-2R subscale intensity and direction scores

In the discipline of dressage, a positive correlation was found between equine temperament perception

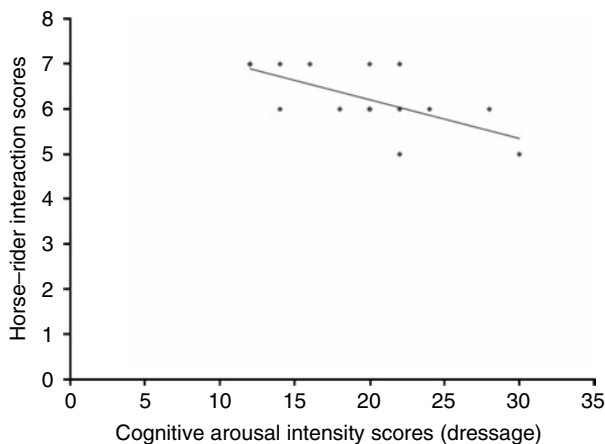


Fig. 1 Negative correlation between horse-rider interaction and cognitive arousal in the discipline of dressage, with $r = -0.67$, $P < 0.005$

Table 2 Correlations (P) between CSAI-2R components (intensity and direction) and performance scores (dressage and showjumping)

CSAI-2R components	Dressage score	Overall dressage performance score	Dressage horse-rider interaction score	Dressage style score	Overall showjumping score	Showjumping faults	Showjumping time	Showjumping style
SA intensity	-0.399	-0.315	-0.374	-0.058	-0.077	0.133	-0.114	-0.034
CA intensity	-0.501*	-0.362	-0.674**	-0.391	0.309	0.124	0.314	-0.312
SC intensity	0.591*	0.427	0.388	0.494*	-0.049	-0.432	0.083	0.218
SA direction	0.301	0.171	0.475*	0.165	-0.161	-0.514*	-0.020	0.242
CA direction	0.311	0.212	0.494*	0.209	-0.234	-0.340	-0.162	0.156
SC direction	0.569**	0.580*	0.441	0.107	-0.236	-0.430	-0.127	0.198

* $P < 0.05$; ** $P < 0.01$.

scores of 'dressage active' and SA intensity scores ($r = 0.5$, $P < 0.05$).

In the discipline of SJ, riders' perception of equine temperament perception scores of 'SJ active' correlated negatively with CA direction scores ($r = -0.71$, $P < 0.005$), which are presented in Fig. 2.

Correlations between riders' perception of equine temperament and dressage and showjumping performance

The equine temperament perception scores of 'dressage submissive' were positively correlated with dressage style scores ($r = 0.55$, $P < 0.05$) (Fig. 3). In SJ, the somewhat weak correlation between riders' perception of equine component 'SJ caretaking' and 'SJ score' neared significance ($r = -0.48$, $P = 0.052$).

Discussion

The findings of this study support the idea that *intensity* of pre-competitive CA and SA influences equestrian performance. In the discipline of dressage, greater levels of CA had a debilitating effect on dressage performance as well as horse-rider interaction scores, while in SJ no such relationship could be found. Processing efficiency theory³⁵ suggests that CA may enhance performance if the task is not too attentionally demanding, but will impair performance if attentional demands on the athletes are high. In dressage, the riders have to memorize a complex pattern of floor movements, each with a slightly different set of rider aids, which, in combination, will require considerable memory capacity from the riders. Even though riders will also have to memorize a SJ course, most of the courses are built in a fairly logical progression, and the required aids for steering a horse through the course do not differ from fence to fence. Furthermore, a dressage test should be considered a continuous event, with no time for riders to refocus between judged movements. On the other hand, during a SJ round, the riders have,

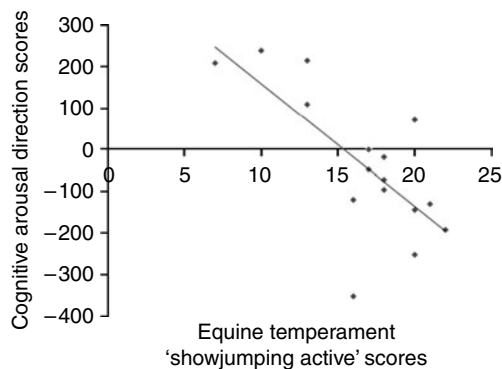


Fig. 2 Negative correlation between cognitive anxiety direction and equine temperament 'showjumping active', with $r = -0.71$, $P < 0.005$

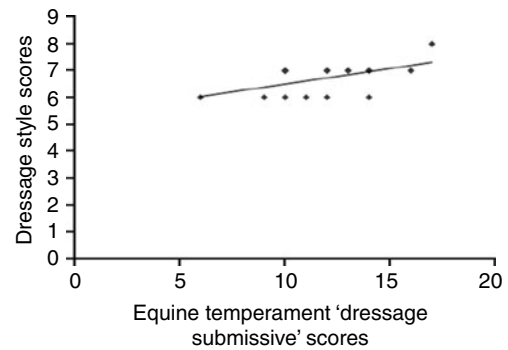


Fig. 3 Positive correlation between dressage style and equine temperament 'dressage submissive', with $r = 0.55$, $P < 0.05$

albeit very short, moments between individual fences to recover and refocus. The attentional demands on SJ riders can be considered much lower than those on dressage riders. Therefore, the greater demand on memory capacity in the sport of dressage may lead to this negative linear relationship between CA and performance, including horse-rider interaction. An increase in CA would put a drain on riders' memory resources, which, in a dressage competition, may affect their ability to ride the movement, affecting dressage performance scores. Furthermore, increased levels of CA and the resultant impact on memory resources may also hamper riders' ability to employ the correct aids and react to the horses in the most appropriate manner. Communication between the horse and rider may be disrupted, resulting in lower horse-rider interaction scores.

Results further show that the *direction* of pre-competitive symptoms seems to influence competitive results, with levels of SC featuring as an important moderator. In SJ, riders' greater SC scores also led to more facilitative interpretations of both CA and SA symptoms, while in the dressage phase, greater levels of SC were related to higher dressage and dressage style scores. Similarly, a more positive interpretation of the feelings of SC in the dressage phase led to more facilitative interpretations of both CA and SA symptoms. These findings support Jones'¹³ model of debilitating and facilitative anxiety, which suggests that performers who have the most confidence in their own abilities will report facilitative symptoms of arousal, while those athletes who have little SC will experience symptoms of arousal as debilitating. Research done by Hanton *et al.*³⁶ examining the relationship between SC, competitive arousal intensity and symptom interpretation found that pre-competitive symptoms in the absence of SC led to a loss of perception of control, problems with focusing and concentration, and debilitating interpretation of arousal. Athletes who were confident of their abilities also experienced an increase in arousal, yet experienced an increase in motivation and effort and

interpreted symptoms as facilitative. In equestrian sports, the notion of control is likely to be of considerable importance to the rider. Only when riders are certain of their ability to control their horses, are they also able to meet the demands of the competitive situation. Horse sports are primarily dependent on effective horse–rider interaction, whereby riders must be able to guide their horses effectively through a combination of seat, legs and hands. Riders who believe themselves not to be in control of their horses, and thus of their immediate competitive environment, are likely to experience additional symptoms of pre-competitive arousal as threatening. Any resultant lack of focus as described by Hanton *et al.*³⁶ is likely to disrupt effective communication between the horse and rider, a notion that is further supported by current findings that facilitative interpretations of both CA and SA positively affect horse–rider interaction scores.

Current findings also indicate that facilitative interpretations of SA lead to fewer SJ faults. Previous research has identified the nature of the sport as an important factor in determining the interpretation of arousal symptoms⁴. Therefore, in short-duration, explosive sports, somatic symptoms may be considered as facilitative to the athlete, while in longer-duration, finely controlled skills, SA may be considered as debilitating. A SJ round will be ridden in less than half the time it takes to ride a dressage test. Therefore, debilitating interpretations of arousal, e.g. somatic anxiety, of dressage riders may be likely to increase continually throughout the duration of a test. On the other hand, a SJ course is always ridden at a fast canter, with explosive efforts from the horse and rider when jumping obstacles. The rider needs to be quick and bold, as any hesitation may lead to a refusal or knockdown. Any symptoms of arousal are, therefore, likely to be interpreted by the successful show-jumper as ‘excitement’ or ‘being psyched up’ instead of as ‘anxiety’³⁷, and as such are likely to be of benefit to the rider while competing.

Results further show that the greater the intensity of both CA and SA symptoms, the less facilitative these symptoms were perceived by the riders. This indicates that the greater the level of pre-competitive arousal, the more likely it is that riders do, in fact, perceive arousal as anxiety. Equine training is primarily based on the principles of operant conditioning^{38,39}, by which a horse is taught to associate rider aids with changes in tempo or direction. Any changes in muscular tension by the rider may lead to the ‘distortion’ of certain aids, causing confusion and a lack of cooperation from the horse⁸. Therefore, it can be assumed that riders are aware of the fact that any substantial increase, particularly in physical tension, will result in a less cooperative horse, and

thus may interpret such symptoms as debilitating to performance.

The study also aimed to determine whether riders’ perceptions of equine temperament were of influence on the levels of arousal and subsequent competitive performance. Findings revealed that the perception of equine temperament seems to play a considerable role in both elicitation of arousal and performance outcomes. In particular, the perception of equine temperament traits such as excitable, temperamental and spirited, which all formed a part of equine temperament clusters ‘dressage active’ and ‘SJ active’, seemed to elicit an increase in arousal intensity and interpretation. More specifically, riders’ perception of dressage horses as ‘active’ elicited an increase in SA, while perceptions of SJ horses as ‘active’ were related to debilitating interpretations of CA. A horse that is viewed as excitable and temperamental in the discipline of SJ is also likely to be viewed as increasing the inherent danger of SJ. Considering that in the current study riders were unfamiliar with the horses they had to ride, such temperamental traits may cause an increase in cognitive components of competitive anxiety, such as worry and concern. While the inherent risk of horse riding is still apparent in dressage, the danger of falling off is not as great as that in SJ. The perception of equine temperament as ‘active’ may thus cause an increase in arousal, perhaps in preparation for greater physical effort to contain and control the horse.

Based on the performance parameters, results demonstrate that riders who perceived their horses in the dressage phase as ‘submissive’, which for the purpose of this study includes carefulness, trustfulness, fearfulness and lack of dominance, scored higher in style scores. The sport of dressage is a jury-sport, and, as such, judged on the appearance of the horse–rider relationship. Riders who believe their horses to be fully submissive to the aids are likely to come across as more confident and in control. In SJ, horses which were perceived as trustful, careful, smart and less dominant seemingly allowed riders to gain a higher overall SJ score. Especially in SJ, a good horse should be able to show a degree of ‘independent thinking’, e.g. to be bold and smart enough to still jump even if the rider makes a mistake. Equally, carefulness is a treasured trait in a showjumper, as it usually means that the horse will try and avoid touching the poles, thereby reducing jumping faults. The perception of these traits is likely to increase riders’ ‘other efficacy’, which according to the research done by Beauchamp and Whinton³¹ may positively influence behavioural enactment of riders towards successful performance. However, it should be borne in mind that the current study assessed horse–rider combinations competing at an intermediate level. Replicating the study with riders competing at the international level may result

in different findings. Equally, the riders participating in this study did not know the horses prior to the competition. If the study were repeated with rider-own-horse combinations, results may also differ somewhat.

The current study contributes considerably towards gaining a better understanding of the impact of pre-competitive arousal on performance, including the role of equine temperament as an additional mediator of arousal and performance. Nevertheless, the research design presents a number of limitations that should be taken into account. The fact that riders were competing on previously unknown horses may cause a slight distortion of results due to additional factors of uncertainty. On the other hand, temperament perceptions are perhaps more objective, as riders are not emotionally attached to the horses. Therefore, the effect of temperament on arousal levels and performance may actually be more consistent if the riders knew their horses well. As with many applied research studies, subject numbers are somewhat low. This is due to the fact that many riders object to participating in a research study prior to a competition, as it may interfere with warm-up times for them and their horses.

Conclusion

The current study provides evidence that, in the equestrian disciplines of SJ and dressage, *intensity* and *direction* of the levels of pre-competitive arousal affect performance, with SC being an important moderator. In line with processing efficiency theory, increasing levels of CA seem to negatively affect performance in the discipline of dressage, which places a greater demand on memory resources of the riders. In the SJ phase, more facilitative interpretations of SA led to increased performance. In both dressage and SJ, SC served as an important moderator to interpret arousal level as being facilitative to performance.

Findings also show that perceptions of equine temperament seem to be important mediators of both arousal levels and performance in equestrian athletes. Temperamental, excitable horses, on the one hand, seem to elicit an increase in intensity and direction of arousal levels, and 'submissive' and 'caretaking' horses, on the other hand, seem to increase the likelihood of successful performance. In order to assist equestrian athletes to increase their performance, future research should investigate the effect of mental training skills to help them interpret arousal symptoms as facilitative.

References

- 1 Woodman T and Hardy L (2003). The relative impact of cognitive anxiety and self-confidence upon sport performance: a meta-analysis. *Journal of Sports Sciences* **21**: 443-457.
- 2 Hardy LA (1990). A catastrophe model of anxiety and performance. In: Jones JG and Hardy L (eds) *Stress and Performance in Sport*. Chichester, UK: Wiley, pp. 81-106.
- 3 Martens R, Vealey RS and Burton D (1990). *Competitive Anxiety in Sport*. Champaign, IL: Human Kinetics.
- 4 Martens R, Burton D, Vealey RS, Bump LA and Smith DE (1990). Development and validation of the Competitive State Anxiety Inventory-2. In: Martens RS, Vealey RS and Burton D (eds) *Competitive Anxiety in Sport*. Champaign, IL: Human Kinetics, pp. 117-190.
- 5 Hardy LA (1996). A test of catastrophe models of anxiety and sports performance against multidimensional theory models using the method of dynamic differences. *Anxiety, Stress and Coping* **9**: 69-86.
- 6 Edwards T and Hardy L (1996). The interactive effects of intensity and direction of cognitive and somatic anxiety and self-confidence upon performance. *Journal of Sport and Exercise Psychology* **18**: 296-312.
- 7 Jones JG, Hanton S and Swain A (1994). Intensity and interpretation of anxiety symptoms in elite and non-elite sports performers. *Personality and Individual Differences* **17**: 657-663.
- 8 Cheng W-NK, Hardy L and Markland D (2008). Toward a three-dimensional conceptualization of performance anxiety: rationale and initial measurement development. *Psychology of Sport and Exercise* **10**: 271-278.
- 9 Lazarus R and Folkman S (1984). *Stress, Appraisal and Coping*. New York: Oxford University Press.
- 10 Cox RH, Martens MP and Russell WD (2003). Measuring anxiety in athletics: The Revised Competitive State Anxiety Inventory-2. *Journal of Sport and Exercise Psychology* **25**: 519-533.
- 11 Burton D and Naylor S (1997). Is anxiety really facilitative? Reaction to the myth that cognitive anxiety always impairs sport performance. *Journal of Applied Sport Psychology* **9**: 295-302.
- 12 Parfitt CG, Jones JG and Hardy L (1990). Multidimensional anxiety and performance. In: Jones JG and Hardy L (eds) *Stress and Performance in Sport*. Chichester, UK: John Wiley, pp. 43-82.
- 13 Jones G (1995). More than just a game: research developments and issues in competitive anxiety in sport. *British Journal of Psychology* **86**: 449-478.
- 14 Meyers MC, Bourgeois AE, LeUnes A and Murray NG (1999). Mood and psychological skills of elite and sub-elite equestrian athletes. *Journal of Sport Behavior* **22**: 399-409.
- 15 Wolframm IA and Micklewright D (2009). Pre-competitive levels of arousal and self-confidence among elite and non-elite equestrian riders. *Comparative Exercise Physiology* **5**: 153-159.
- 16 Eysenck MW (1992). *Anxiety: The Cognitive Perspective*. London: Lawrence Erlbaum.
- 17 Carver CS and Scheier MF (1986). Functional and dysfunctional responses to anxiety: the interaction between expectancies and self-focused attention. In: Schwarzer R (ed.) *Self-related Cognitions in Anxiety and Motivation*. Hillsdale, NJ: Erlbaum, pp. 111-141.
- 18 Ohman A (2000). Fear and anxiety: evolutionary, cognitive, and clinical perspectives. In: Lewis M and Haviland-Jones JM (eds) *Handbook of Emotions*. 2nd edn. New York: Guilford Press, pp. 573-593.
- 19 Sorli JM (2005). Equestrian injuries: a five year review of hospital admissions in British Columbia, Canada. *Injury Preview* **6**: 59-61.
- 20 Visser EK, Van Reenen CG, Blokhuis MZ, Morgan EK, Hassmén P, Rundgren TM *et al.* (2008). Does horse temperament influence horse-rider cooperation? *Journal of Applied Animal Welfare Science* **11**: 267-284.
- 21 Buckley P, Dunn T and More SJ (2004). Owners' perceptions of the health and performance of Pony Club horses in Australia. *Preventive Veterinary Medicine* **63**: 121-133.

- 22 Paalman A (1998). *Training Showjumpers*. 2nd edn. London: J.A. Allen & Company Limited.
- 23 Tulloch S (ed) (1995). *The Oxford Dictionary and The-saurus*. Oxford: Oxford University Press.
- 24 Wolff A and Hausberger M (1996). Learning and memorization of two different tasks in horse: effects of age, sex and sire. *Applied Animal Behaviour Science* **46**: 137-143.
- 25 LeScolan N, Hausberger M and Wolff A (1997). Stability over situations in temperament traits of horses as revealed by experimental and scoring approaches. *Behavioural Processes* **41**: 257-266.
- 26 Hausberger M, Bruderer CC, LeScolan N and Pierre JSB (2004). Interplay between environmental and genetic factors in temperament/personality traits in horses (*Equus caballus*). *Journal of Comparative Psychology* **118**: 434-446.
- 27 Visser EK, van Reenen CG, Hopster H, Schilder MBH, Knaap JH *et al.* (2001). Quantifying aspects of young horses' temperament: consistency of behavioural variables. *Applied Animal Behaviour Science* **74**: 241-258.
- 28 Visser EK, van Reenen CG, Engel B, Schilder MBH, Barneveld A and Blokhuis HJ (2003). The association between performance in showjumping and personality traits earlier in life. *Applied Animal Behaviour Science* **82**: 279-295.
- 29 Visser EK, van Reenen CG, Rundgren M, Zetterqvist M and Blokhuis HJ (2003). Response of horses in behavioural tests correlate with temperament assessed by riders. *Equine Veterinary Journal* **35**: 176-183.
- 30 Morris PH, Gale A and Duffy K (2002). Can judges agree on the personality of horses? *Personality and Individual Differences* **33**: 67-81.
- 31 Beauchamp MR and Whinton LC (2005). Self-efficacy and other-efficacy in dyadic performance: riding as one in equestrian eventing. *Journal of Sport and Exercise Psychology* **27**: 245-252.
- 32 Jones G and Swain ABJ (1992). Intensity and direction dimensions of competitive anxiety and relationships with competitiveness. *Perceptual and Motor Skills* **74**: 467-472.
- 33 Goldberg LR (1993). The structure of phenotypic personality traits. *American Psychologist* **48**: 26-34.
- 34 Kline P (2000). *The Handbook of Psychological Testing*. 2nd edn. London: Routledge.
- 35 Eysenck MW and Calvo MG (1992). Anxiety and performance: the processing efficiency theory. *Cognition and Emotion* **6**: 409-434.
- 36 Hanton S, Thomas O and Maynard I (2004). Competitive anxiety responses in the week leading up to competition: the role of intensity, direction and frequency dimensions. *Psychology of Sport and Exercise* **3**: 169-181.
- 37 Jones G, Hanton S and Swain ABJ (1994). Intensity and interpretation of anxiety symptoms in elite and non-elite sports performers. *Personality and Individual Differences* **17**: 657-663.
- 38 McGreevy PD and Boakes RA (2006). *Carrots and Sticks - Principles of Animal Training*. Cambridge: Cambridge University Press.
- 39 Murphy M and Arkins S (2007). Equine learning behaviour. *Behavioural Processes* **76**: 1-13.